


Installing the Horizon Client on IOS Device (IPAD)

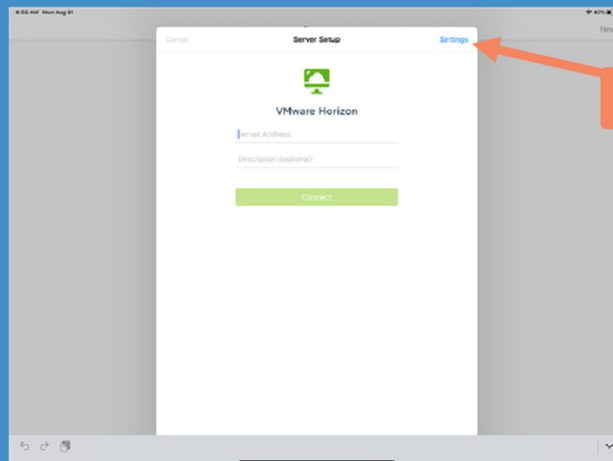
IOS Device Requirements: IOS 11.x or Higher
iPadOS 13.x or Higher



Click GET to download the App

1

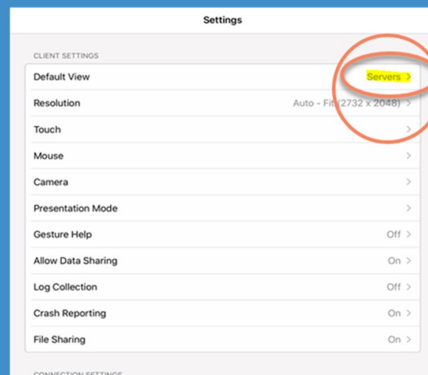
From the App Store, search for "VMware Horizon Client". Download and Install the application




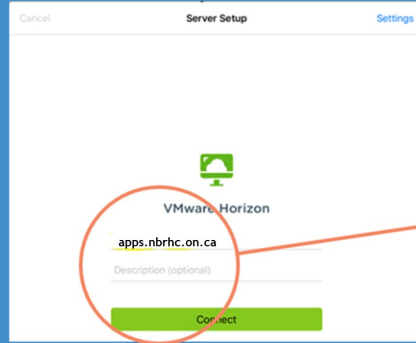
Settings

Open the newly installed application (if you receive a notification popup, you can choose to allow it).

Go to Settings (Top Right) and verify the Default View is set to Servers



2



3

For the Server address, enter apps.nbrhc.on.ca